



JSC 5778: Nanotechnology




JSC 5778: Nanotechnology



JSC 5778: Nanotechnology




JSC 5778: Nanotechnology




JSC 5778: Nanotechnology

Si atoms



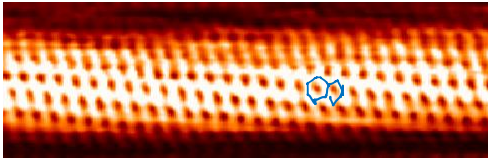
JSC 5778: Nanotechnology

Graphite




JSC 5778: Nanotechnology

C Nanotube




JSC 5778: Nanotechnology



JSC 5778: Nanotechnology


Quantum
Coral



A 3D visualization of a quantum coral structure, showing a blue, porous, and highly textured surface with numerous sharp, conical protrusions extending from the surface.


JSC 5778: Nanotechnology

35 Xe atoms!



A scanning tunneling microscopy (STM) image showing a regular array of bright spots on a dark background, representing the positions of 35 Xenon (Xe) atoms on a surface.

JSC 5778: Nanotechnology



CO